

SHARE AND CUSTOMIZE E-CATALOGS AND PDFS



CHALLENGE

You need to electronically share all or part of a catalog or guide with your customer



SOLUTION

Share all or part of one of SanMar's catalogs, guides or selling occasions



HOW TO

Select "E-Catalogs and PDFs" from the Marketing tab.

Scroll through the listings of catalogs, guides and selling occasions. Once you find the PDF that you want, there are some options for downloading, sharing and customizing.

To download a PDF, select either "Download PDF" or "Download Unpriced PDF." These links are listed below the image of the catalog or guide.

Marketing

Marketing Tools

- Custom Websites
- Generic Websites
- Design Center
- Logoizer
- Price Lists

Catalogs

- Generic Catalogs
- Custom Catalogs
- E-Catalogs and PDFs

Media Library

Samples

Display & Hangers

E-Catalogs and PDF's

Catalog PDFs save you time and money. Download entire catalogs below or select single-page downloads. Use the PDF files on your own website or create your own customized catalog. Please note, a ZOOMcustom account is required.

[View All E-Catalogs >](#)

2020 Apparel, Bags & Caps Catalog

Our full-line *Apparel, Bags & Caps* catalog will help build your business with over 255 new looks and hundreds of sales-generating styles.

[Download PDF >](#)
[Download Unpriced PDF >](#)

[Customize Your E-Catalog >](#)
[Unpriced 2020 Apparel, Bags and Caps Catalog >](#)

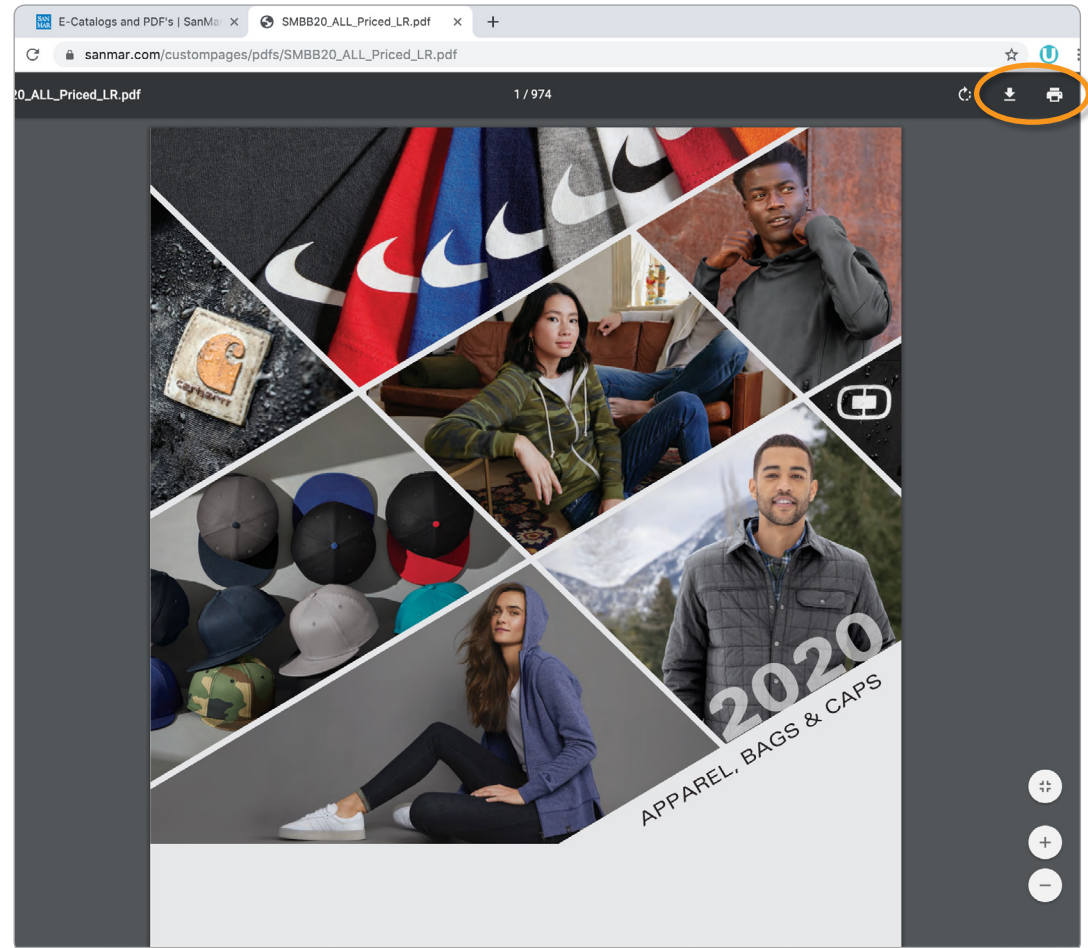
2020 Essentials Catalog

Featuring proven sales-winners and select new styles, the *2020 Essentials* catalog is designed to help grow your bottom line with existing customers and new prospects.

SHARE AND CUSTOMIZE E-CATALOGS AND PDFS

When you click on the link, it opens the PDF in a new browser window. From here, you can share the PDF by copying the URL and pasting it into an email, message or social post.

You can also download the PDF to your computer by clicking on the arrow in the upper right-hand corner, or print the PDF by clicking on the printer icon.



SHARE AND CUSTOMIZE E-CATALOGS AND PDFS

To customize the catalog or guide you must first log in to sanmar.com. Next, decide if you want to use the priced or unpriced version. Then, click on “Customize Your E-Catalog” or “Unpriced Catalog.” (Please note, a ZOOMcustom account is required to customize the PDF)

Start by naming your catalog. The name you choose will become part of the catalog URL. If you change the name of the catalog, the URL will change. We recommend including your company name.

Price Lists

Catalogs

Generic Catalogs

Custom Catalogs

E-Catalogs and PDFs

Media Library

Samples

Display & Hangers

2020 Apparel, Bags & Caps Catalog

Our full-line *Apparel, Bags & Caps* catalog will help build your business with over 255 new looks and hundreds of sales-generating styles.

[Download PDF >](#)

[Download Unpriced PDF >](#)

[Customize Your E-Catalog > Unpriced 2020 Apparel, Bags and Caps Catalog >](#)

SANMAR Home Customize Catalogs Customize Flyers My Catalogs My Flyers My Contact Information and Logo lisaterry@sanmar.com

CUSTOMIZE THIS CATALOG!

Add your Logo, Contact Information or Cover to make it your own.

Start by naming your catalog:

2020ABCYourCompanyName

START

Apparel, Bags and Caps 2020 by SanMar. Expires: July 17, 2020

TIPS!

Name & URL: The name of your catalog will become part of the catalog URL. If you change the name of your catalog, the catalog URL will change. We recommend including your company name.

SHARE AND CUSTOMIZE E-CATALOGS AND PDFS

Add your contact information or you can choose to leave this area blank. The information will appear in the corner of your catalog. Enter your information and choose to add your logo, in you'd like. When you are finished, click "Save."

Add your logo or catalog cover by selecting one of the options and uploading the image file from your computer. Resize your logo image by selecting it and then clicking and dragging the corner of the image to make it bigger or smaller. You can then move your logo to your desired location on the cover. If you are uploading a cover, be sure that the image has the same dimensions of the catalog's cover. When you have uploaded and placed your image, click "Next."

ADD YOUR CONTACT INFORMATION

No Contact Information
 Custom Contact Information
 Contact Information From My Profile

Logo Type
 No logo
 Use the logo on my profile
 Use uploaded logo


Contact Information:

B I U [List of icons] Font Size...
Font Family... Font Format... [List of icons]

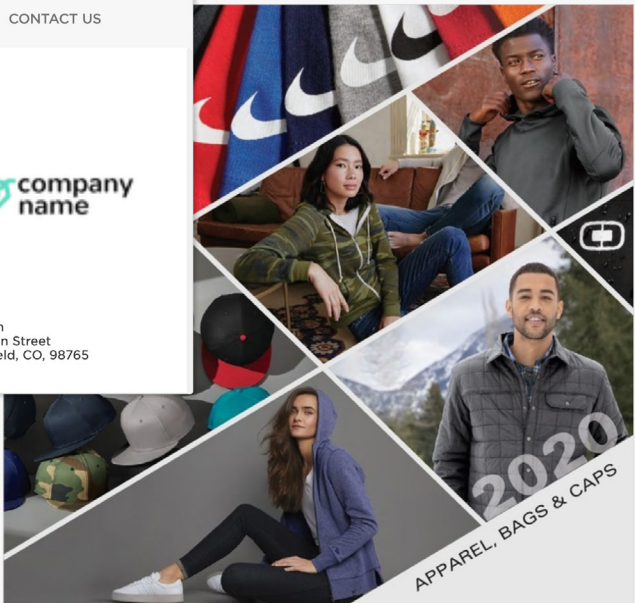
Jill Smith
1234 Main Street
Springfield, CO, 98765

SAVE

CONTACT US

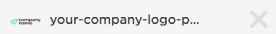
 company name

Jill Smith
1234 Main Street
Springfield, CO, 98765



ADD YOUR LOGO OR CATALOG COVER

None
 Use the logo on my profile
 Upload new logo
** Please use .png or .jpg only*

 your-company-logo-p... X

Remove White

Upload a cover


BACK **NEXT**

TIPS!

Resize Logo: Click and drag the corner of your logo to make it bigger or smaller.

Move Logo: Click and drag the center of your logo to move it into a new position.

Upload Cover: Upload an image that has the same dimensions of this cover.



SHARE AND CUSTOMIZE E-CATALOGS AND PDFS

Now you're ready to share your e-catalog or guide.

- Copy the URL listed in the box below "Share your catalog now!" You can then post that link in an email, social post, etc.
- Email the PDF by selecting the "Email" button. Your computer's default email program will open an email message with an auto generated subject line and message that includes a link to your PDF.
- Embed the catalog in your website by clicking the "Embed" button. You can then copy the embed code and paste it into the code on your site.
- Share on social media by clicking on the social platform's icon. You can choose from Facebook, Twitter, LinkedIn and Pinterest.

The screenshot displays the SANMAR website interface. At the top, the navigation menu includes 'Home', 'Customize Catalogs', 'Customize Flyers', 'My Catalogs', and 'My Flyers'. The user's name 'lisa' is visible in the top right corner. Below the navigation, there are three buttons: 'Edit', 'Download Catalog as PDF', and 'Save Catalog Info'. The main section is titled 'Share your catalog now!' and contains a URL input field with the text '://www.zoomcats.com/catalog/2020abcyourcompanyname'. To the right of the URL field are buttons for 'Email', 'Embed', and social media sharing icons for Facebook, Twitter, LinkedIn, and Pinterest. Below the URL field, there are links for 'Copy link above' and 'Open link'. The 'Here is a preview:' section shows a contact form titled 'CONTACT US' with a close button. The form includes the company logo and name 'company name', and contact information: 'Jill Smith, 1234 Main Street, Springfield, CO, 98765'. To the right of the form is a collage of images featuring people and products, with the text '2020 APPAREL, BAGS & CAPS' and the company logo and name. A vertical toolbar on the right side of the preview area contains various navigation and editing icons. At the bottom right of the page, there is a copyright notice: 'Copyright © 2019' and links for 'Privacy Policy' and 'Terms of Service'.